

PCB terminal block - MPT 0,5/ 2-2,54 - 1725656

Please be informed that the data shown in this PDF Document is generated from our Online Catalog. Please find the complete data in the user's documentation. Our General Terms of Use for Downloads are valid (<http://phoenixcontact.com/download>)



PCB terminal block, Nominal current: 6 A, Nom. voltage: 160 V, Pitch: 2.54 mm, Number of positions: 2, Connection method: Screw connection with tension sleeve, Mounting: Wave soldering, Conductor/PCB connection direction: 0 °, Color: green


The figure shows a 10-position version of the product

Why buy this product

- ✓ Well-known connection principle allows worldwide use
- ✓ Low temperature rise, thanks to maximum contact force
- ✓ Allows connection of two conductors
- ✓ Extremely small design for the respective conductor cross section



Key Commercial Data

| | |
|--------------------------------------|---|
| Packing unit | 250 STK |
| GTIN |  4 017918 106386 |
| GTIN | 4017918106386 |
| Weight per Piece (excluding packing) | 0.600 g |
| Custom tariff number | 85369010 |
| Country of origin | Germany |

Technical data

Dimensions

| | |
|--------------------------|--------------|
| Length | 6.2 mm |
| Pitch | 2.54 mm |
| Dimension a | 2.54 mm |
| Width | 5.54 mm |
| Constructional height | 8.5 mm |
| Height | 12 mm |
| Length of the solder pin | 3.5 mm |
| Pin dimensions | 0,5 x 0,9 mm |

PCB terminal block - MPT 0,5/ 2-2,54 - 1725656

Technical data

Dimensions

| | |
|---------------|--------|
| Hole diameter | 1.1 mm |
|---------------|--------|

General

| | |
|--|---------------------|
| Range of articles | MPT 0,5 |
| Insulating material group | I |
| Rated surge voltage (III/3) | 1.5 kV |
| Rated surge voltage (III/2) | 1.5 kV |
| Rated surge voltage (II/2) | 2.5 kV |
| Rated voltage (III/3) | 63 V |
| Rated voltage (III/2) | 160 V |
| Rated voltage (II/2) | 320 V |
| Connection in acc. with standard | EN-VDE |
| Nominal current I_N | 6 A |
| Nominal cross section | 0.5 mm ² |
| Maximum load current | 6 A |
| Insulating material | PA |
| Solder pin surface | Sn |
| Flammability rating according to UL 94 | V0 |
| Stripping length | 4.5 mm |
| Number of positions | 2 |
| Screw thread | M1,6 |
| Tightening torque, min | 0.12 Nm |
| Tightening torque max | 0.15 Nm |

Connection data

| | |
|--|----------------------|
| Conductor cross section solid min. | 0.14 mm ² |
| Conductor cross section solid max. | 0.5 mm ² |
| Conductor cross section flexible min. | 0.14 mm ² |
| Conductor cross section flexible max. | 0.5 mm ² |
| Conductor cross section flexible, with ferrule without plastic sleeve min. | 0.25 mm ² |
| Conductor cross section flexible, with ferrule without plastic sleeve max. | 0.34 mm ² |
| Conductor cross section flexible, with ferrule with plastic sleeve min. | 0.25 mm ² |
| Conductor cross section flexible, with ferrule with plastic sleeve max. | 0.34 mm ² |
| Conductor cross section AWG min. | 26 |
| Conductor cross section AWG max. | 20 |
| 2 conductors with same cross section, solid min. | 0.14 mm ² |
| 2 conductors with same cross section, solid max. | 0.34 mm ² |
| 2 conductors with same cross section, stranded min. | 0.14 mm ² |
| 2 conductors with same cross section, stranded max. | 0.34 mm ² |

Standards and Regulations

| | |
|----------------------------------|--------|
| Connection in acc. with standard | EN-VDE |
|----------------------------------|--------|

PCB terminal block - MPT 0,5/ 2-2,54 - 1725656

Technical data

Standards and Regulations

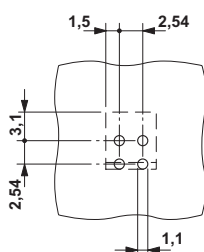
| | |
|--|-----|
| | CSA |
| Flammability rating according to UL 94 | V0 |

Environmental Product Compliance

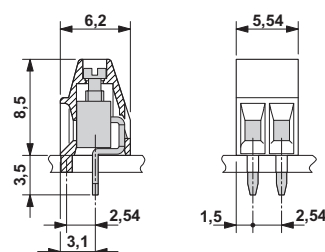
| | |
|------------|---|
| China RoHS | Environmentally Friendly Use Period = 50 |
| | For details about hazardous substances go to tab "Downloads", Category "Manufacturer's declaration" |

Drawings

Drilling diagram



Dimensional drawing



The 2 and 3-pos. versions have an additional locating pin (1.5 mm long) to support the mechanical load.

Classifications

eCl@ss

| | |
|------------|----------|
| eCl@ss 4.0 | 27141109 |
| eCl@ss 4.1 | 27141109 |
| eCl@ss 5.0 | 27141190 |
| eCl@ss 5.1 | 27141190 |
| eCl@ss 6.0 | 27261101 |
| eCl@ss 7.0 | 27440401 |
| eCl@ss 8.0 | 27440401 |
| eCl@ss 9.0 | 27440401 |

ETIM

| | |
|----------|----------|
| ETIM 3.0 | EC001121 |
| ETIM 4.0 | EC002643 |
| ETIM 5.0 | EC002643 |
| ETIM 6.0 | EC002643 |

UNSPSC

| | |
|---------------|----------|
| UNSPSC 6.01 | 30211801 |
| UNSPSC 7.0901 | 39121432 |
| UNSPSC 11 | 39121432 |

PCB terminal block - MPT 0,5/ 2-2,54 - 1725656

Classifications

UNSPSC

| | |
|--------------|----------|
| UNSPSC 12.01 | 39121432 |
| UNSPSC 13.2 | 39121432 |

Approvals


Approvals

Approvals


CSA / EAC / cULus Recognized

Ex Approvals

Approval details

| | | | |
|--------------------------------|---|---|-------|
| CSA |  | http://www.csagroup.org/services/testing-and-certification/certified-product-listing/ | 13631 |
| | | B | |
| mm²/AWG/kcmil | | 28-20 | |
| Nominal current I _N | | 6 A | |
| Nominal voltage U _N | | 125 V | |

| | | | |
|-----|---|--|---------|
| EAC |  | | B.01742 |
|-----|---|--|---------|

| | | | |
|--------------------------------|---|---|-----------------|
| cULus Recognized |  | http://database.ul.com/cgi-bin/XYV/template/LISEXT/1FRAME/index.htm | E60425-19770427 |
| | | B | |
| mm²/AWG/kcmil | | 30-20 | |
| Nominal current I _N | | 6 A | |
| Nominal voltage U _N | | 125 V | |

Accessories

Accessories

Labeled terminal marker

PCB terminal block - MPT 0,5/ 2-2,54 - 1725656

Accessories

Marker card - SK 2,54/2,8:FORTL.ZAHLEN - 0804853



Marker card, Card, white, labeled, Horizontal: Consecutive numbers 1 - 10, 11 - 20, etc. up to 91 - 99, Mounting type: Adhesive, for terminal block width: 2.54 mm, Lettering field: 2.54 x 2.8 mm

Marker pen

Marker pen - B-STIFT - 1051993



Marker pen, for manual labeling of unprinted Zack strips, smear-proof and waterproof, line thickness 0.5 mm

Screwdriver tools

Screwdriver - SZS 0,4X2,0 - 1205202



Micro screwdriver, bladed, size: 0.4 x 2.0 x 60 mm, 2-component grip, with non-slip grip and twist cap

Terminal marking

Marker card - SK U/2,8 WH:UNBEDRUCKT - 0803883



Marker card, Sheet, white, unlabeled, can be labeled with: Plotter, Office printing systems, Mounting type: Adhesive, Lettering field: 186 x 2.8 mm